

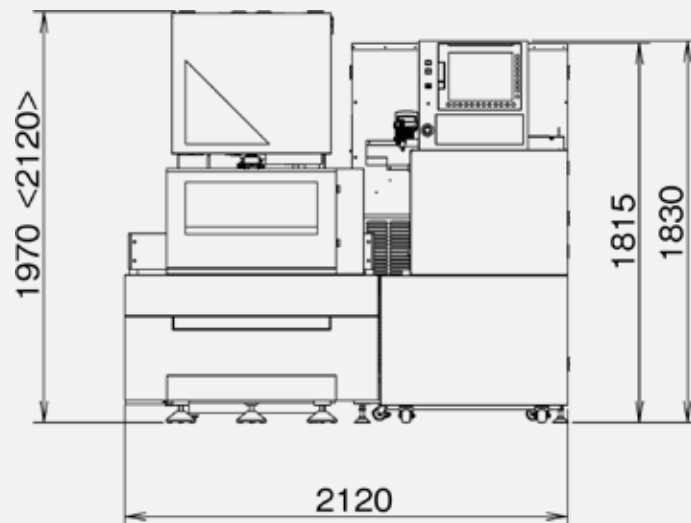
# ROBOCUT $\alpha$ -C400iC Mechanical specifications





Standard	
Maximum workpiece dimensions [mm]	730 x 630 x 250
Maximum workpiece weight [kg]	500
XY axis table travel [mm]	400 x 300
Z axis travel [mm]	255
UV axis travel [mm]	$\pm 60 \times \pm 60$
Maximum taper angle [ $^{\circ}$ /mm]	$\pm 30/80$
Minimum step increment of the drives [mm]	0,0001
Wire diameter [mm]	$\varnothing 0.10 \sim \varnothing 0.30$
Maximum wire weight [kg]	16
Machine weight (approx.) [kg]	About 2200
Controller	FANUC 31i-WB
Part program storage size [MB]	8
Acoustic noise level	
LPA [dB]	64
LPCpeak [dB]	81
Optional	
Thin wire	
Wire diameter [mm]	$\varnothing 0.05 \sim \varnothing 0.30$
Automatic front door	
Maximum workpiece dimensions with automatic door, Z axis travel [mm]	730 x 585 x 250
45° die guide	
Maximum taper angle [ $^{\circ}$ /mm]	$\pm 45/40$
30 kg wire feed unit	
Maximum wire weight [kg]	30

Installing conditions	
<b>Power supply</b>	AC200V $\pm 10\%$ 3-phase 50/60Hz $\pm 1$ Hz, AC220V $\pm 10\%$ 3-phase 60Hz $\pm 1$ Hz, Connection cable terminal size: 8-5, Power consumption: 13kVA
<b>Air supply</b>	Air pressure: 0.5 – 0.7 MPa, Flow rate: 160L / min or more *Regulator-side coupler mounting screw: Rc1/4
<b>Shield room</b>	If discharge noise can interfere with surrounding radio, television and other sets, a shield room needs to be created.
<b>Environment</b>	Ambient temperature: 15-30°C, *Recommend 20 $\pm 1$ °C for high precision machining. Install under the oil mist free and dust free environment. Humidity: 75% RH or less.
<b>Grounding</b>	400 mm or more are recommended as concrete foundation ground where machine is located to endure its weight. Ground should be selected where no vibration or no impact effect. As vibration level, the maximum amplitude should be 2 nm or less under frequency band from 10 to 20 Hz. The unit must be grounded to prevent damage resulting from electro-magnetic interference or electrical leakage. The unit is recommended to be installed so that the ground resistance is less than 10 $\Omega$ . Also the grounding should be isolated from other machines.

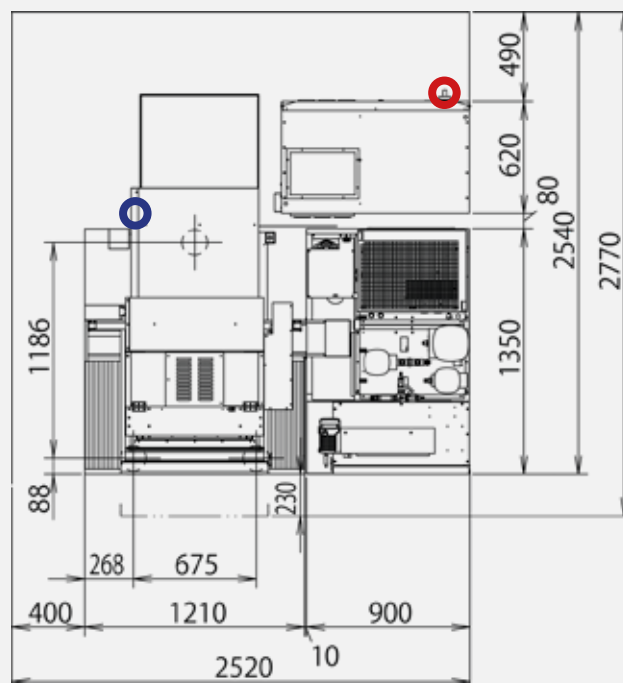
# $\alpha$ -C400iC Outer dimensions | Floor plan



 Power input position

 Compressed air input position

\* The values in parentheses < > are when the safety cover is open.



\*) The above floor plan is that of a standard type machine.

Contact FANUC if you wish to order options such as 30 kg wire feed unit and thin wire option.