

P-1000iA



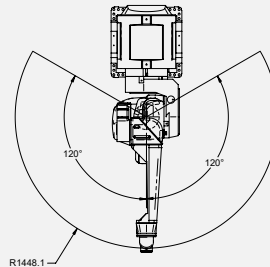
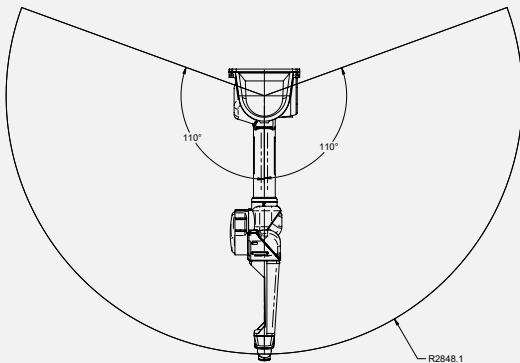
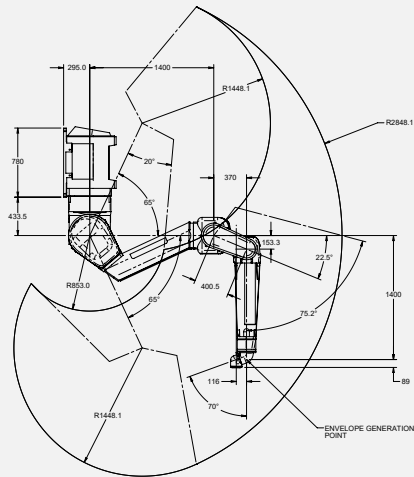
Max. load capacity
at wrist: **15 kg**



Max. reach:
2896 mm

Controlled axes	Repeatability (mm)	Mechanical weight (kg)	Motion range (°)							Maximum speed (°/s)							J4 Moment/Inertia (Nm/kgm ²)	J5 Moment/Inertia (Nm/kgm ²)	J6 Moment/Inertia (Nm/kgm ²)	J7 Moment/Inertia (Nm/kgm ²)
			J1	J2	J3	J4	J5	J6	J7	J1	J2	J3	J4	J5	J6	J7				
7	± 0.08	584	220	150	240	145	1440	1440	1440	125	125	120	120	200	200	200		65/3.0	55/2.1	11.5/0.35

Working range



Robot

P-1000iA

Robot footprint [mm]	800 x 780
Mounting position Floor	-
Mounting position Invert	-
Mounting position Wall	•
Mounting position Angle	-



Controller

R-30iB Plus

Open air cabinet	-
Mate cabinet	-
A-cabinet	•
B-cabinet	-
iPendant	•
ISTP option	-

Electrical connections

Voltage 50/60Hz 3phase [V]	380-575
Voltage 50/60Hz 1phase [V]	-
Average power consumption [kW]	3.5

Integrated services

Integrated signals on upper arm In/Out	-
Integrated air supply	-

Environment

Acoustic noise level [dB]	-
Ambient temperature [° C]	0-45

Protection

Hazardous location certification	*5
----------------------------------	----

*5) ATEX certified Cat. II Group 2G and 2D

• standard ○ on request - not available () with hardware and/or software option